

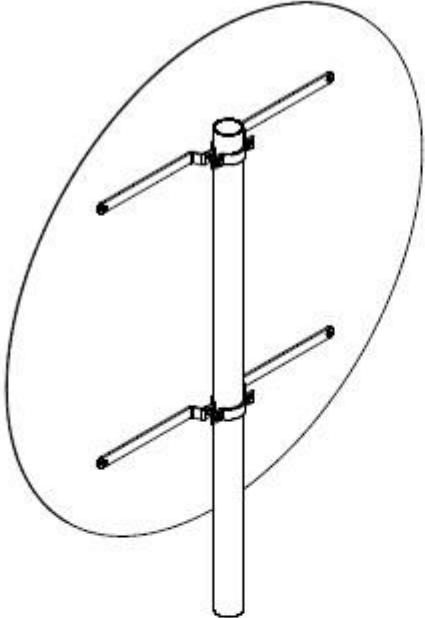
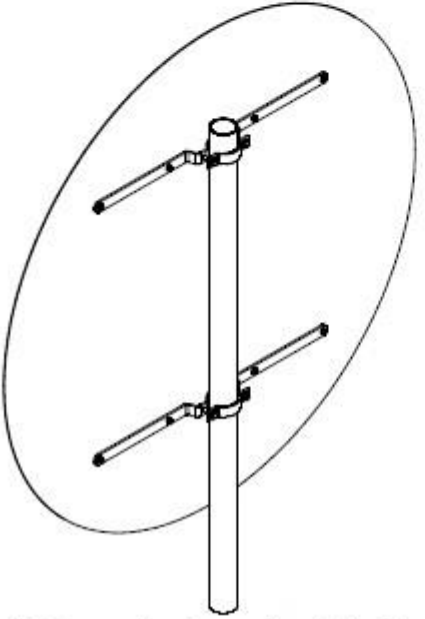
YDEEVNEDEKLARATION

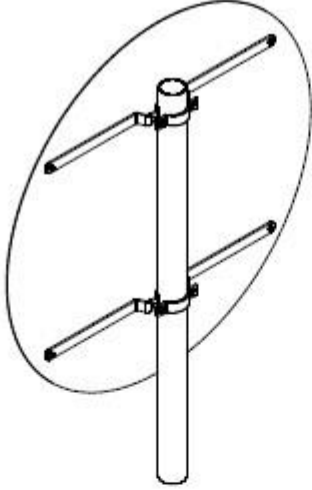
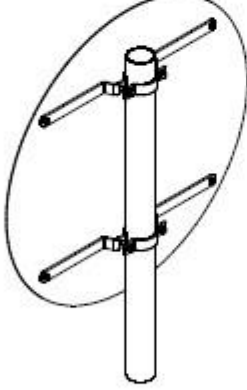
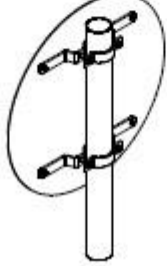
Nr.: SR 00020

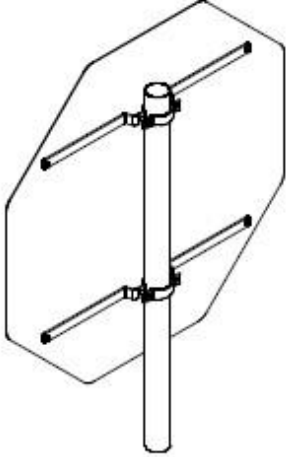
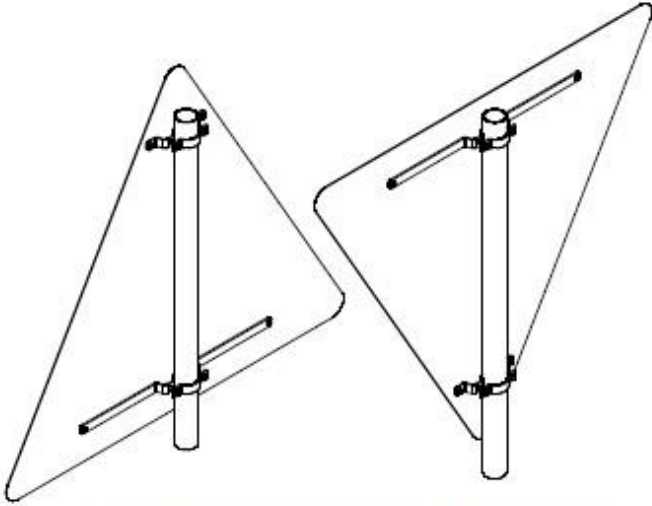
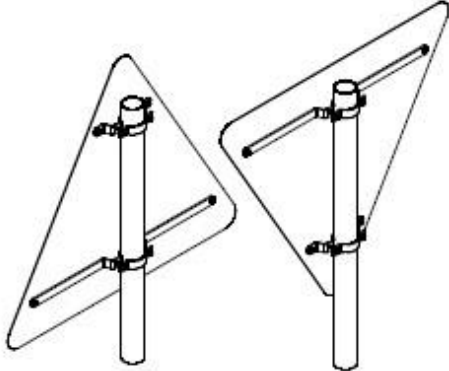
1. Byggevaretype:	Faste lodrette trafikskilte.
2. Byggevarereidentifikation:	Lodret trafikskilt med beslag.
3. Byggevarens tilsigtede anvendelse:	Tavle med beslag til montage på lige stander.
4. Producentens Navn og adresse:	Saferoad Traffic A/S Hvidkærvej 33 5250 Odense SV
5. Systemerne til vurdering og kontrol af konstansen af byggevarens ydeevne:	1
6. Produktstandard:	EN 12899-1:2007
7. Notificeret Organ:	DBI Certification A/S, Jernholmen 12, DK- 2650 Hvidovre nr.: 2531 har udført bestemmelse af varetype, type beregning, indledende og løbende overvågning af fabrikkens egen produktions kontrol (FPC) og udstedt EC Certifikat
8. EC Certifikat of Conformity:	2531-CPR-CSC10020

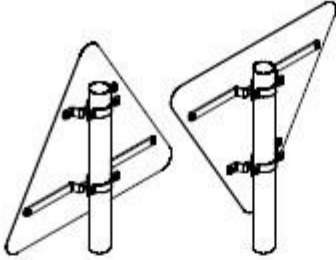

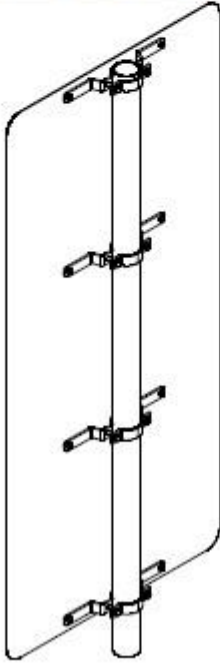
9. Deklareret ydeevne:

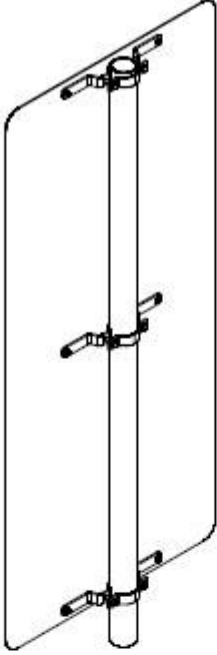
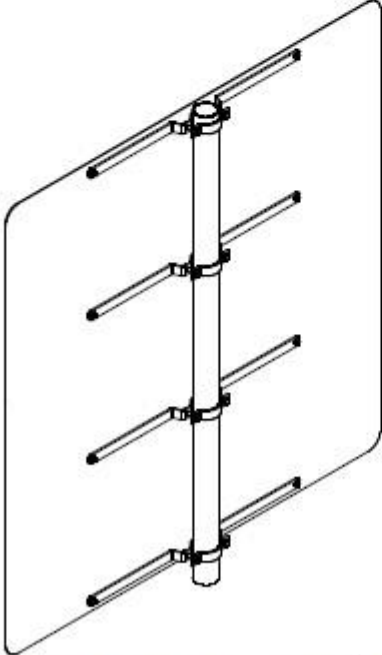
Description and classification:

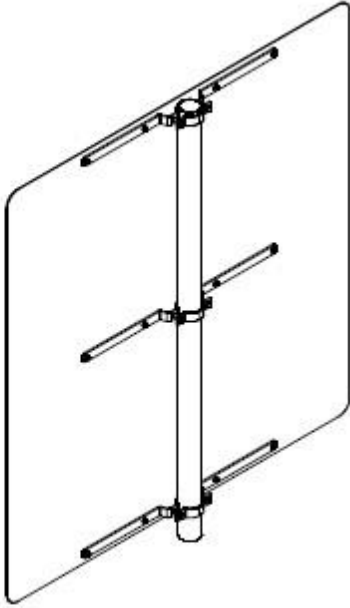
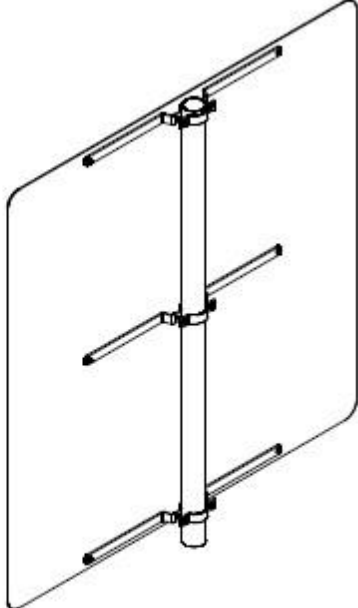
Sign, sizes and mounting system Brackets: Minimum steel quality: S235 Signboard: Minimum aluminium quality: $R_{p0,2} = 180 \text{ MPa}$ Pipe dimension $\text{Ø}48,3, \text{Ø}60,3, \text{Ø}76,1$ or $88,9 \text{ mm}$ Single sided or double sides mounting	Classification according to wind load classes		
	Placed in WL1	Placed in WL2	Placed in WL3
 <p>$d \leq 1200 \text{ mm}, t = 2 \text{ mm}, \text{brackets Type 1}$</p>	Signboard and brackets: PAF1, WL1, DSL0, PL0, TDB4, TDT0, P2, E1 and SP1.	Signboard and brackets: PAF1, WL2, DSL0, PL0, TDB5, TDT0, P2, E1 and SP1.	Signboard and brackets: PAF1, WL3, DSL0, PL0, TDB5, TDT0, P2, E1 and SP1.
 <p>$d \leq 1200 \text{ mm}, t = 2 \text{ mm}, \text{brackets Type 2}$</p>	Signboard and brackets: PAF1, WL1, DSL0, PL0, TDB4, TDT0, P2, E1 and SP1.	Signboard and brackets: PAF1, WL2, DSL0, PL0, TDB5, TDT0, P2, E1 and SP1.	Signboard and brackets: PAF1, WL3, DSL0, PL0, TDB5, TDT0, P2, E1 and SP1.

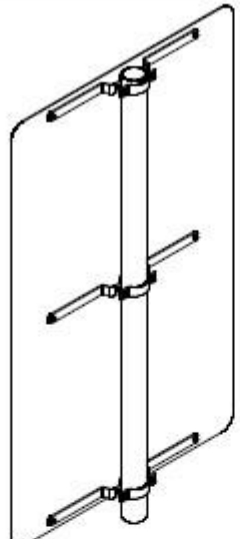
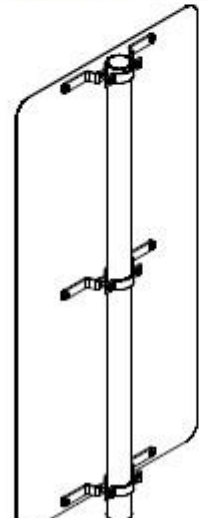
 <p>$d \leq 900 \text{ mm}$, $t = 2 \text{ mm}$, brackets Type 1</p>	<p>Signboard and brackets: PAF1, WL1, DSL0, PLO, TDB3, TDT0, P2, E1 and SP1.</p>	<p>Signboard and brackets: PAF1, WL2, DSL0, PLO, TDB3, TDT0, P2, E1 and SP1.</p>	<p>Signboard and brackets: PAF1, WL3, DSL0, PLO, TDB4, TDT0, P2, E1 and SP1.</p>
 <p>$d \leq 700 \text{ mm}$, $t = 2 \text{ mm}$, brackets Type 1</p>	<p>Signboard and brackets: PAF1, WL1, DSL0, PLO, TDB2, TDT0, P2, E1 and SP1.</p>	<p>Signboard and brackets: PAF1, WL2, DSL0, PLO, TDB2, TDT0, P2, E1 and SP1.</p>	<p>Signboard and brackets: PAF1, WL3, DSL0, PLO, TDB2, TDT0, P2, E1 and SP1.</p>
 <p>$d \leq 500 \text{ mm}$, $t = 2 \text{ mm}$, brackets Type 1</p>	<p>Signboard and brackets: PAF1, WL1, DSL0, PLO, TDB1, TDT0, P2, E1 and SP1.</p>	<p>Signboard and brackets: PAF1, WL2, DSL0, PLO, TDB1, TDT0, P2, E1 and SP1.</p>	<p>Signboard and brackets: PAF1, WL3, DSL0, PLO, TDB2, TDT0, P2, E1 and SP1.</p>



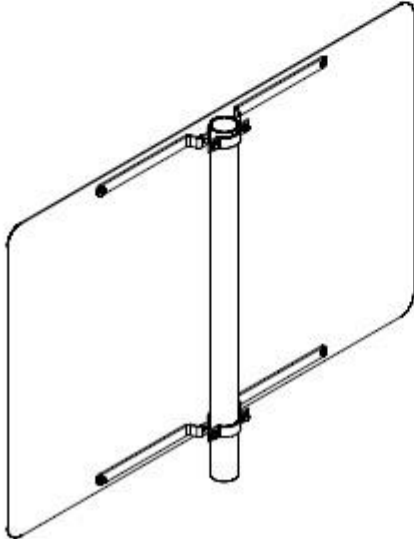
 <p style="text-align: center;">$h \leq 900 \text{ mm}$, $t = 2 \text{ mm}$, brackets Type 1</p>	<p>Signboard and brackets: PAF1, WL1, DSL0, PL0, TDB3, TDT0, P2, E1 and SP1.</p>	<p>Signboard and brackets: PAF1, WL2, DSL0, PL0, TDB3, TDT0, P2, E1 and SP1.</p>	<p>Signboard and brackets: PAF1, WL3, DSL0, PL0, TDB4, TDT0, P2, E1 and SP1.</p>
 <p style="text-align: center;">$s = \leq 1250 \text{ mm}$, $t = 2 \text{ mm}$, brackets Type 1</p>	<p>Signboard and brackets: PAF1, WL1, DSL0, PL0, TDB4, TDT0, P2, E1 and SP1.</p>	<p>Signboard and brackets: PAF1, WL2, DSL0, PL0, TDB4, TDT0, P2, E1 and SP1.</p>	<p>Signboard and brackets: PAF1, WL3, DSL0, PL0, TDB4, TDT0, P2, E1 and SP1.</p>
 <p style="text-align: center;">$s \leq 900 \text{ mm}$, $t = 2 \text{ mm}$, brackets Type 1</p>	<p>Signboard and brackets: PAF1, WL1, DSL0, PL0, TDB2, TDT0, P2, E1 and SP1.</p>	<p>Signboard and brackets: PAF1, WL2, DSL0, PL0, TDB2, TDT0, P2, E1 and SP1.</p>	<p>Signboard and brackets: PAF1, WL3, DSL0, PL0, TDB3, TDT0, P2, E1 and SP1.</p>

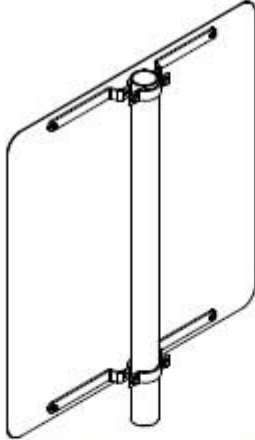
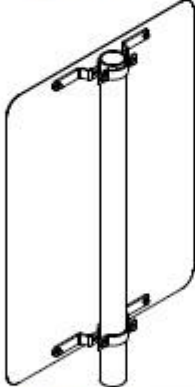


 <p>$S \leq 700 \text{ mm}$, $t = 2 \text{ mm}$, brackets Type 1</p>	<p>Signboard and brackets: PAF1, WL1, DSL0, PL0, TDB2, TDT0, P2, E1 and SP1.</p>	<p>Signboard and brackets: PAF1, WL2, DSL0, PL0, TDB2, TDT0, P2, E1 and SP1.</p>	<p>Signboard and brackets: PAF1, WL3, DSL0, PL0, TDB3, TDT0, P2, E1 and SP1.</p>
 <p>$a \leq 500 \text{ mm}$, $t = 2 \text{ mm}$, brackets Type 1</p>	<p>Signboard and brackets: PAF1, WL1, DSL0, PL0, TDB2, TDT0, P2, E1 and SP1.</p>	<p>Signboard and brackets: PAF1, WL2, DSL0, PL0, TDB3, TDT0, P2, E1 and SP1.</p>	<p>Signboard and brackets: PAF1, WL3, DSL0, PL0, TDB3, TDT0, P2, E1 and SP1.</p>
 <p>$h \times b = \leq 1450 \times \leq 650 \text{ mm}$, $t = 2 \text{ mm}$, brackets Type 1</p>	<p>Signboard and brackets: PAF1, WL1, DSL0, PL0, TDB3, TDT0, P2, E1 and SP1.</p>	<p>Signboard and brackets: PAF1, WL2, DSL0, PL0, TDB3, TDT0, P2, E1 and SP1.</p>	<p>Signboard and brackets: PAF1, WL3, DSL0, PL0, TDB4, TDT0, P2, E1 and SP1.</p>



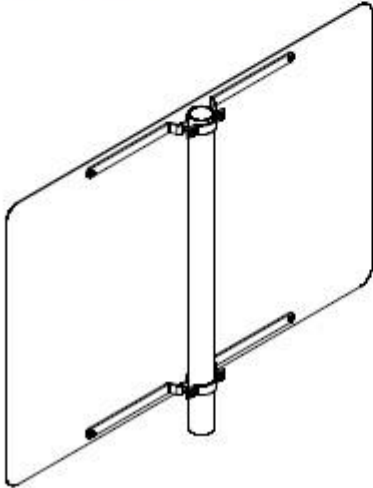
 <p>h x b = ≤ 1450 x ≤ 650 mm, t = 2 mm, brackets Type 1</p>	<p>Signboard and brackets: PAF1, WL1, DSL0, PL0, TDB3, TDT0, P2, E1 and SP1.</p>	<p>Signboard and brackets: PAF1, WL2, DSL0, PL0, TDB4, TDT0, P2, E1 and SP1.</p>	<p>Signboard and brackets: PAF1, WL3, DSL0, PL0, TDB4, TDT0, P2, E1 and SP1.</p>
 <p>h x b = ≤ 1250 x ≤ 1200 mm, t = 2 mm, brackets Type 1</p>	<p>Signboard and brackets: PAF1, WL1, DSL0, PL0, TDB4, TDT0, P2, E1 and SP1.</p>	<p>Signboard and brackets: PAF1, WL2, DSL0, PL0, TDB5, TDT0, P2, E1 and SP1.</p>	<p>Signboard and brackets: PAF1, WL3, DSL0, PL0, TDB5, TDT0, P2, E1 and SP1.</p>

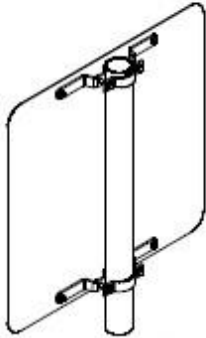
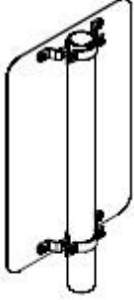
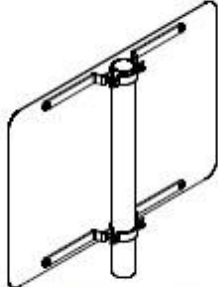
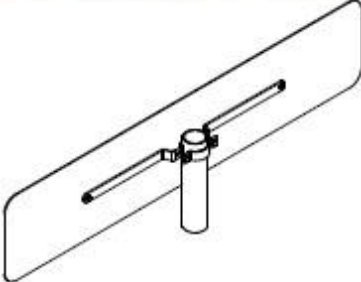
 <p>h x b = ≤ 1250 x ≤ 1200 mm, t = 2 mm, brackets Type 2</p>	<p>Signboard and brackets: PAF1, WL1, DSLO, PL0, TDB5, TDT0, P2, E1 and SP1.</p>	<p>Signboard and brackets: PAF1, WL2, DSLO, PL0, TDB5, TDT0, P2, E1 and SP1.</p>	<p>Signboard and brackets: PAF1, WL3, DSLO, PL0, TDB6, TDT0, P2, E1 and SP1.</p>
 <p>h x b = ≤ 1250 x ≤ 1200 mm, t = 2 mm, brackets Type 1</p>	<p>Signboard and brackets: PAF1, WL1, DSLO, PL0, TDB5, TDT0, P2, E1 and SP1.</p>	<p>Signboard and brackets: PAF1, WL2, DSLO, PL0, TDB5, TDT0, P2, E1 and SP1.</p>	<p>Signboard and brackets: PAF1, WL3, DSLO, PL0, TDB6, TDT0, P2, E1 and SP1.</p>

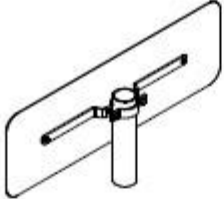



 <p>h x b = ≤ 1250 x ≤ 750 mm, t = 2 mm, brackets type 1</p>	<p>Signboard and brackets: PAF1, WL1, DSL0, PL0, TDB2, TDT0, P2, E1 and SP1.</p>	<p>Signboard and brackets: PAF1, WL2, DSL0, PL0, TDB3, TDT0, P2, E1 and SP1.</p>	<p>Signboard and brackets: PAF1, WL3, DSL0, PL0, TDB3, TDT0, P2, E1 and SP1.</p>
 <p>h x b = ≤ 1250 x ≤ 600 mm, t = 2 mm, brackets Type 1</p>	<p>Signboard and brackets: PAF1, WL1, DSL0, PL0, TDB3, TDT0, P2, E1 and SP1.</p>	<p>Signboard and brackets: PAF1, WL2, DSL0, PL0, TDB3, TDT0, P2, E1 and SP1.</p>	<p>Signboard and brackets: PAF1, WL3, DSL0, PL0, TDB4, TDT0, P2, E1 and SP1.</p>

 <p>h x b = ≤ 1250 x ≤ 400 mm, t = 2 mm, brackets Type 1</p>	<p>Signboard and brackets: PAF1, WL1, DSL0, PL0, TDB3, TDT0, P2, E1 and SP1.</p>	<p>Signboard and brackets: PAF1, WL2, DSL0, PL0, TDB3, TDT0, P2, E1 and SP1.</p>	<p>Signboard and brackets: PAF1, WL3, DSL0, PL0, TDB4, TDT0, P2, E1 and SP1.</p>
 <p>h x b = ≤ 1250 x ≤ 250 mm, t = 2 mm, brackets Type 1</p>	<p>Signboard and brackets: PAF1, WL1, DSL0, PL0, TDB3, TDT0, P2, E1 and SP1.</p>	<p>Signboard and brackets: PAF1, WL2, DSL0, PL0, TDB3, TDT0, P2, E1 and SP1.</p>	<p>Signboard and brackets: PAF1, WL3, DSL0, PL0, TDB4, TDT0, P2, E1 and SP1.</p>
	<p>Signboard and brackets: PAF1, WL1, DSL0, PL0, TDB4, TDT0, P2, E1 and SP1.</p>	<p>Signboard and brackets: PAF1, WL2, DSL0, PL0, TDB4, TDT0, P2, E1 and SP1.</p>	<p>Signboard and brackets: PAF1, WL3, DSL0, PL0, TDB4, TDT0, P2, E1 and SP1.</p>

$h \times b = \leq 800 \times \leq 1200 \text{ mm}, t = 2 \text{ mm}, \text{brackets Type 1}$ 1		Signboard and brackets: PAF1, WL1, DSL0, PL0, TDB4, TDT0, P2, E1 and SP1.	Signboard and brackets: PAF1, WL2, DSL0, PL0, TDB4, TDT0, P2, E1 and SP1.	Signboard and brackets: PAF1, WL3, DSL0, PL0, TDB4, TDT0, P2, E1 and SP1.
$h \times b = \leq 800 \times \leq 750 \text{ mm}, t = 2 \text{ mm}, \text{brackets Type 1}$		Signboard and brackets: PAF1, WL1, DSL0, PL0, TDB4, TDT0, P2, E1 and SP1.	Signboard and brackets: PAF1, WL2, DSL0, PL0, TDB4, TDT0, P2, E1 and SP1.	Signboard and brackets: PAF1, WL3, DSL0, PL0, TDB4, TDT0, P2, E1 and SP1.
$h \times b = \leq 800 \times \leq 600 \text{ mm}, t = 2 \text{ mm}, \text{brackets Type 1}$		Signboard and brackets: PAF1, WL1, DSL0, PL0, TDB4, TDT0, P2, E1 and SP1.	Signboard and brackets: PAF1, WL2, DSL0, PL0, TDB4, TDT0, P2, E1 and SP1.	Signboard and brackets: PAF1, WL3, DSL0, PL0, TDB4, TDT0, P2, E1 and SP1.
$h \times b = \leq 800 \times \leq 400 \text{ mm}, t = 2 \text{ mm}, \text{brackets Type 1}$		Signboard and brackets: PAF1, WL1, DSL0, PL0, TDB4, TDT0, P2, E1 and SP1.	Signboard and brackets: PAF1, WL2, DSL0, PL0, TDB4, TDT0, P2, E1 and SP1.	Signboard and brackets: PAF1, WL3, DSL0, PL0, TDB4, TDT0, P2, E1 and SP1.

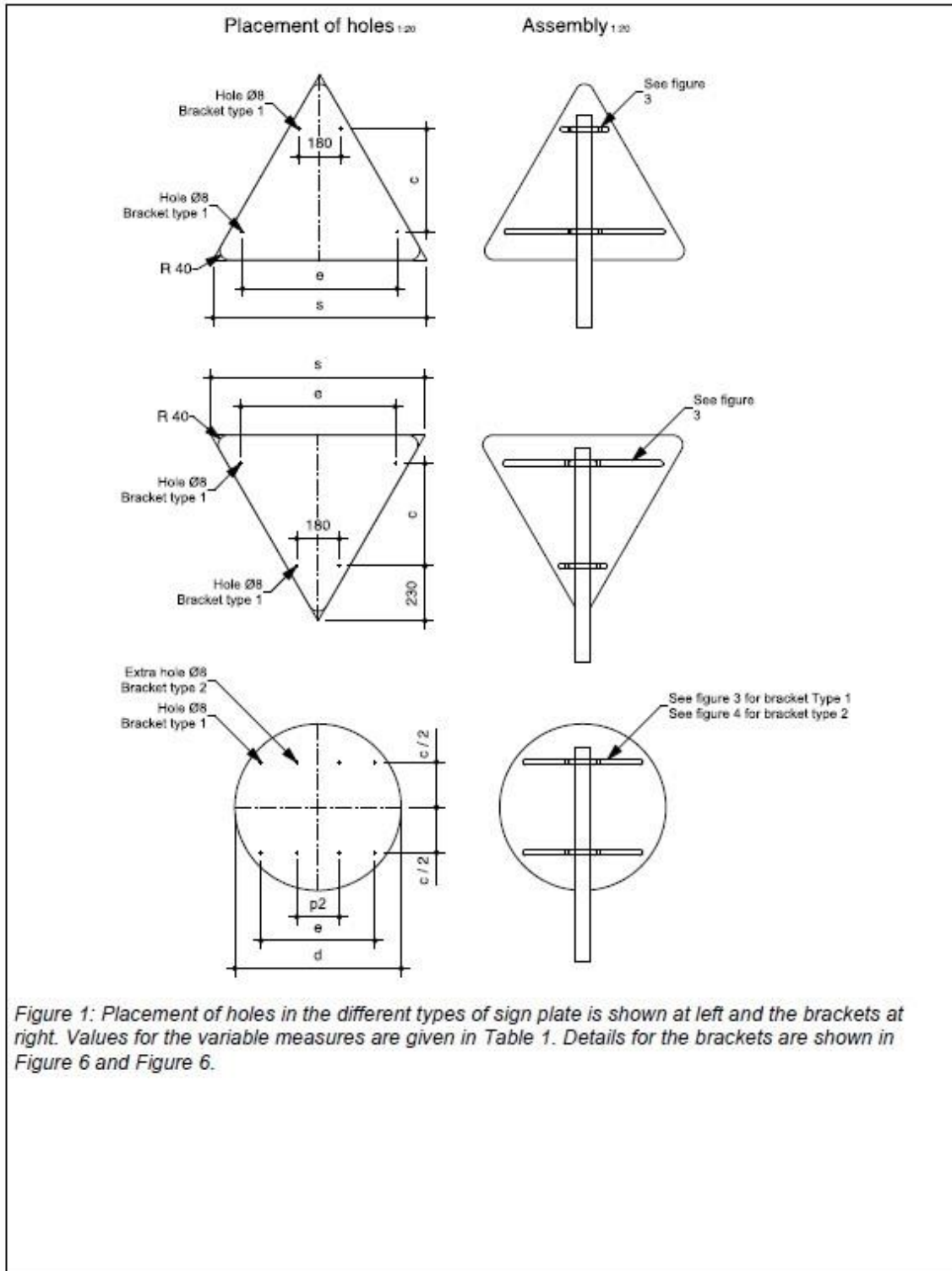
 <p>$h \times b = \leq 800 \times \leq 250 \text{ mm}$, $t = 2 \text{ mm}$, brackets Type 1</p>	<p>Signboard and brackets: PAF1, WL1, DSL0, PL0, TDB4, TDT0, P2, E1 and SP1.</p>	<p>Signboard and brackets: PAF1, WL2, DSL0, PL0, TDB4, TDT0, P2, E1 and SP1.</p>	<p>Signboard and brackets: PAF1, WL3, DSL0, PL0, TDB4, TDT0, P2, E1 and SP1.</p>
 <p>$h \times b = \leq 700 \times \leq 250 \text{ mm}$, $t = 2 \text{ mm}$, brackets Type 1</p>	<p>Signboard and brackets: PAF1, WL1, DSL0, PL0, TDB3, TDT0, P2, E1 and SP1.</p>	<p>Signboard and brackets: PAF1, WL2, DSL0, PL0, TDB4, TDT0, P2, E1 and SP1.</p>	<p>Signboard and brackets: PAF1, WL3, DSL0, PL0, TDB4, TDT0, P2, E1 and SP1.</p>
 <p>$h \times b = \leq 650 \times \leq 1200 \text{ mm}$, $t = 2 \text{ mm}$, brackets Type 1</p>	<p>Signboard and brackets: PAF1, WL1, DSL0, PL0, TDB4, TDT0, P2, E1 and SP1.</p>	<p>Signboard and brackets: PAF1, WL2, DSL0, PL0, TDB5, TDT0, P2, E1 and SP1.</p>	<p>Signboard and brackets: PAF1, WL3, DSL0, PL0, TDB5, TDT0, P2, E1 and SP1.</p>

 <p>$h \times b = \leq 600 \times \leq 600 \text{ mm}, t = 2 \text{ mm}, \text{brackets Type 1}$</p>	<p>Signboard and brackets: PAF1, WL1, DSL0, PL0, TDB3, TDT0, P2, E1 and SP1.</p>	<p>Signboard and brackets: PAF1, WL2, DSL0, PL0, TDB3, TDT0, P2, E1 and SP1.</p>	<p>Signboard and brackets: PAF1, WL3, DSL0, PL0, TDB4, TDT0, P2, E1 and SP1.</p>
 <p>$h \times b = \leq 600 \times \leq 400 \text{ mm}, t = 2 \text{ mm}, \text{brackets Type 1}$</p>	<p>Signboard and brackets: PAF1, WL1, DSL0, PL0, TDB3, TDT0, P2, E1 and SP1.</p>	<p>Signboard and brackets: PAF1, WL2, DSL0, PL0, TDB3, TDT0, P2, E1 and SP1.</p>	<p>Signboard and brackets: PAF1, WL3, DSL0, PL0, TDB3, TDT0, P2, E1 and SP1.</p>
 <p>$h \times b = \leq 550 \times \leq 750 \text{ mm}, t = 2 \text{ mm}, \text{brackets Type 1}$</p>	<p>Signboard and brackets: PAF1, WL1, DSL0, PL0, TDB3, TDT0, P2, E1 and SP1.</p>	<p>Signboard and brackets: PAF1, WL2, DSL0, PL0, TDB3, TDT0, P2, E1 and SP1.</p>	<p>Signboard and brackets: PAF1, WL3, DSL0, PL0, TDB4, TDT0, P2, E1 and SP1.</p>
 <p>$h \times b = \leq 250 \times \leq 1200 \text{ mm}, t = 2 \text{ mm}, \text{bracket Type 1}$</p>	<p>Signboard and brackets: PAF1, WL1, DSL0, PL0, TDB4, TDT0, P2, E1 and SP1.</p>	<p>Signboard and brackets: PAF1, WL2, DSL0, PL0, TDB5, TDT0, P2, E1 and SP1.</p>	<p>Signboard and brackets: PAF1, WL3, DSL0, PL0, TDB5, TDT0, P2, E1 and SP1.</p>

 <p>$h \times b = \leq 250 \times \leq 750 \text{ mm}, t = 2 \text{ mm}, \text{ bracket Type 1}$</p>	Signboard and brackets: PAF1, WL1, DSL0, PLO, TDB2, TDT0, P2, E1 and SP1.	Signboard and brackets: PAF1, WL2, DSL0, PLO, TDB2, TDT0, P2, E1 and SP1.	Signboard and brackets: PAF1, WL3, DSL0, PLO, TDB3, TDT0, P2, E1 and SP1.
 <p>$h \times b = \leq 250 \times \leq 600 \text{ mm}, t = 2 \text{ mm}, \text{ bracket Type 1}$</p>	Signboard and brackets: PAF1, WL1, DSL0, PLO, TDB2, TDT0, P2, E1 and SP1.	Signboard and brackets: PAF1, WL2, DSL0, PLO, TDB2, TDT0, P2, E1 and SP1.	Signboard and brackets: PAF1, WL3, DSL0, PLO, TDB2, TDT0, P2, E1 and SP1.
 <p>$h \times b = \leq 250 \times \leq 400 \text{ mm}, t = 2 \text{ mm}, \text{ bracket Type 1}$</p>	Signboard and brackets: PAF1, WL1, DSL0, PLO, TDB1, TDT0, P2, E1 and SP1.	Signboard and brackets: PAF1, WL2, DSL0, PLO, TDB1, TDT0, P2, E1 and SP1.	Signboard and brackets: PAF1, WL3, DSL0, PLO, TDB2, TDT0, P2, E1 and SP1.
 <p>$h \times b = \leq 250 \times \leq 250 \text{ mm}, t = 2 \text{ mm}, \text{ bracket Type 1}$</p>	Signboard and brackets: PAF1, WL1, DSL0, PLO, TDB1, TDT0, P2, E1 and SP1.	Signboard and brackets: PAF1, WL2, DSL0, PLO, TDB2, TDT0, P2, E1 and SP1.	Signboard and brackets: PAF1, WL3, DSL0, PLO, TDB2, TDT0, P2, E1 and SP1.

The different types, shapes and sizes of minor traffic signs including mounting system are shown in Figure 1 and Figure 2.

The variation of the sizes for the individual types and shapes inclusive mounting system are shown in Figure 1 to Figure 6 and in Table 1.



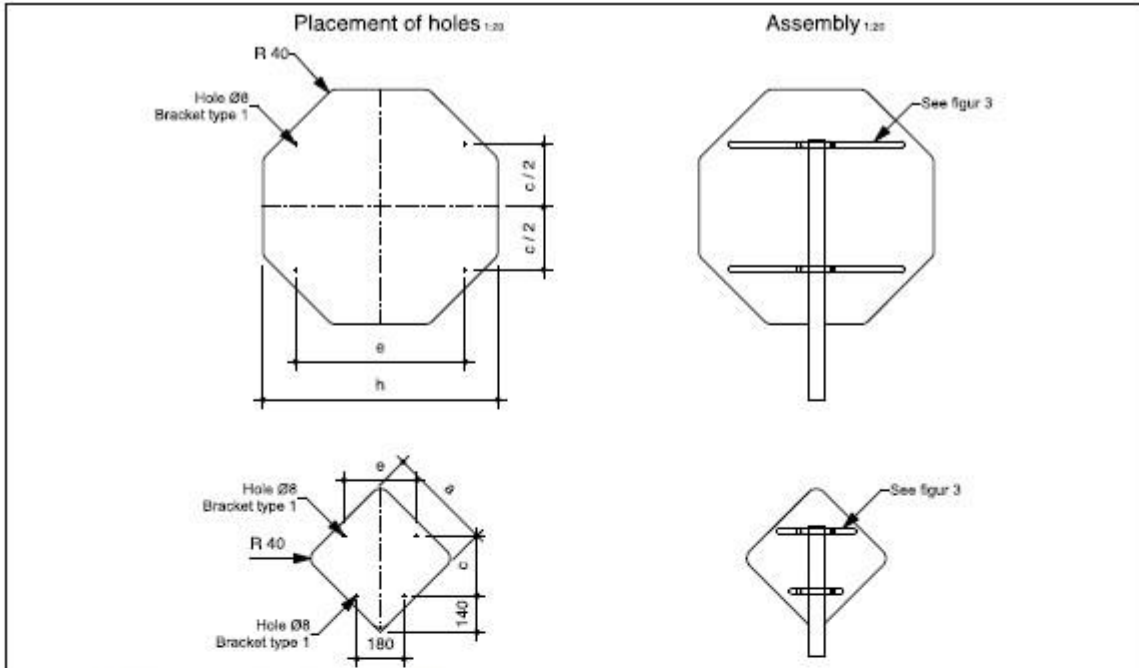
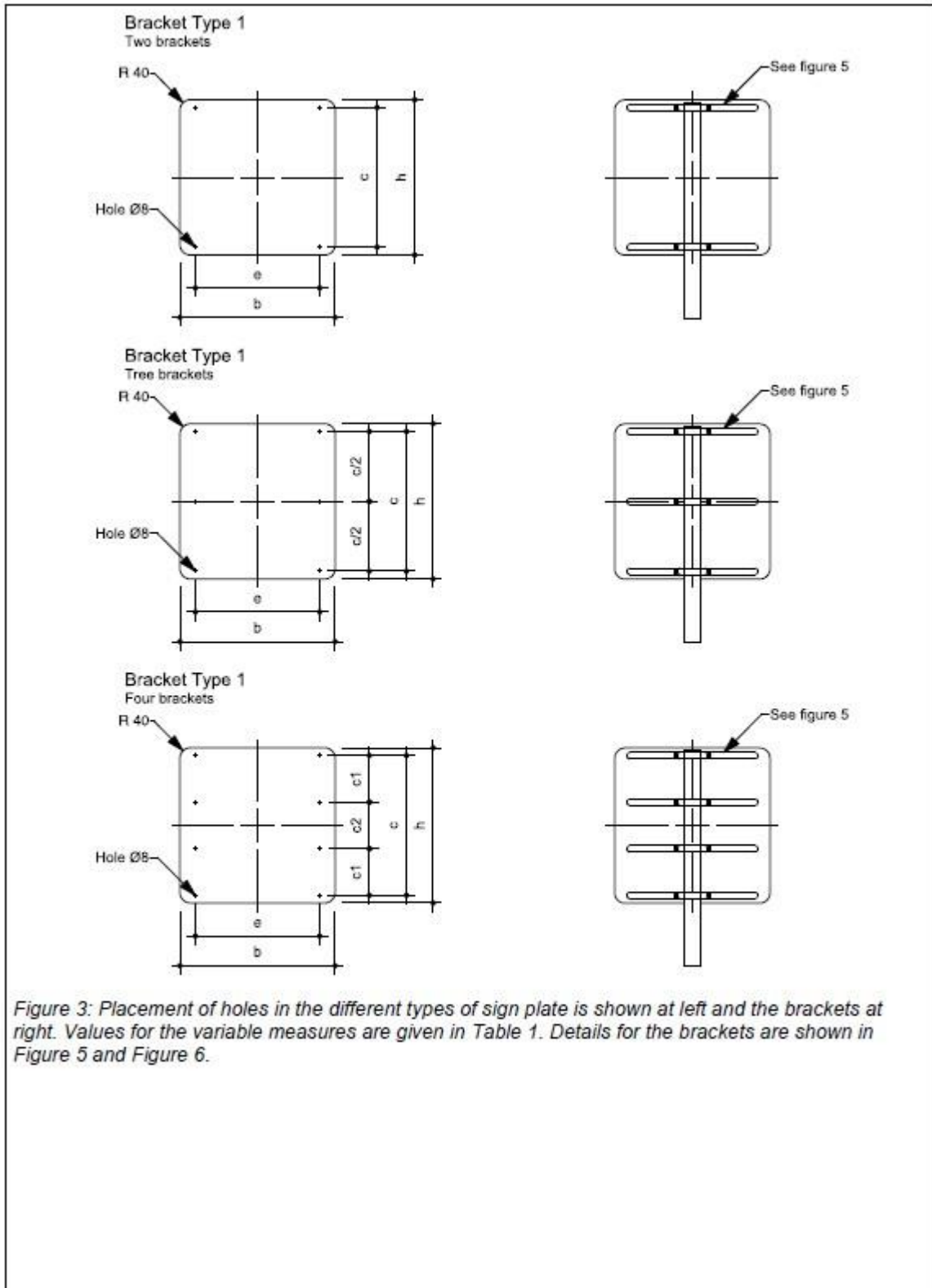
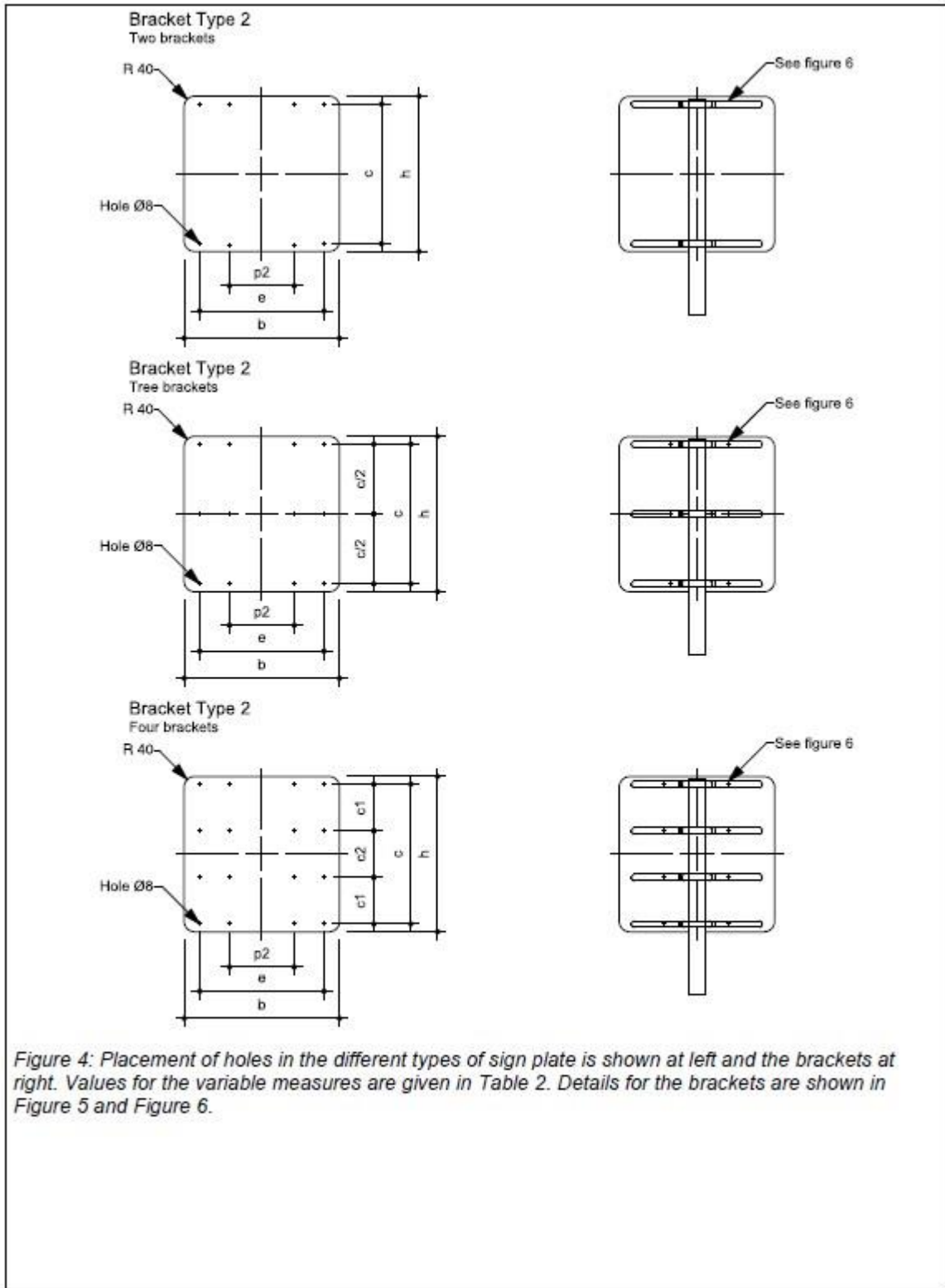


Figure 2: Placement of holes in the different types of sign plate is shown at left and the brackets at right. Values for the variable measures are given in Table 1. Details for the brackets are shown in Figure 5 and Figure 6.

Shape	Size	Variable measures		Minimum numbers of brackets			
		c	e	e = 180	e = 280	e = 480	e = 650
	s = 700	255	480	1		1	
	s = 900	430	650	1			1
	s = 1250	750	650	1			1
	d = 500	290	280		2		
	d = 700	390	480			2	
	d = 900	480	650				2
	d = 1200	640	650				2
	h = 900	490	650				
	a = 500	370	280	1	1		

Table 1: Variable measures of the different sign types and their numbers of brackets to be used for the sign plates shown in Figure 1 and Figure 2.





h	b	c	c1	c2	e	Minimum numbers of brackets
1450	650	1389	463	463	280	4
1450	650	1390	-	-	280	3
1250	1200	1190	395	400	650	4
1250	1200	1190	-	-	650	3
1250	750	1190	-	-	480	3
1250	600	1190	-	-	280	3
1250	400	1190	-	-	180	3
1250	250	1190	-	-	180	3
800	1200	740	-	-	650	2
800	750	740	-	-	480	2
800	600	740	-	-	280	2
800	400	740	-	-	180	2
800	250	740	-	-	180	2
700	250	640	-	-	180	2
650	1200	590	-	-	650	2
600	600	540	-	-	280	2
600	400	540	-	-	180	2
550	750	490	-	-	480	2
250	1200	-	-	-	650	1
250	750	-	-	-	480	1
250	600	-	-	-	280	1
250	400	-	-	-	180	1
250	250	-	-	-	180	1

Table 2: Variable measures of the different sign types and their numbers of brackets to be used for the sign plates shown in Figure 3 and Figure 4.

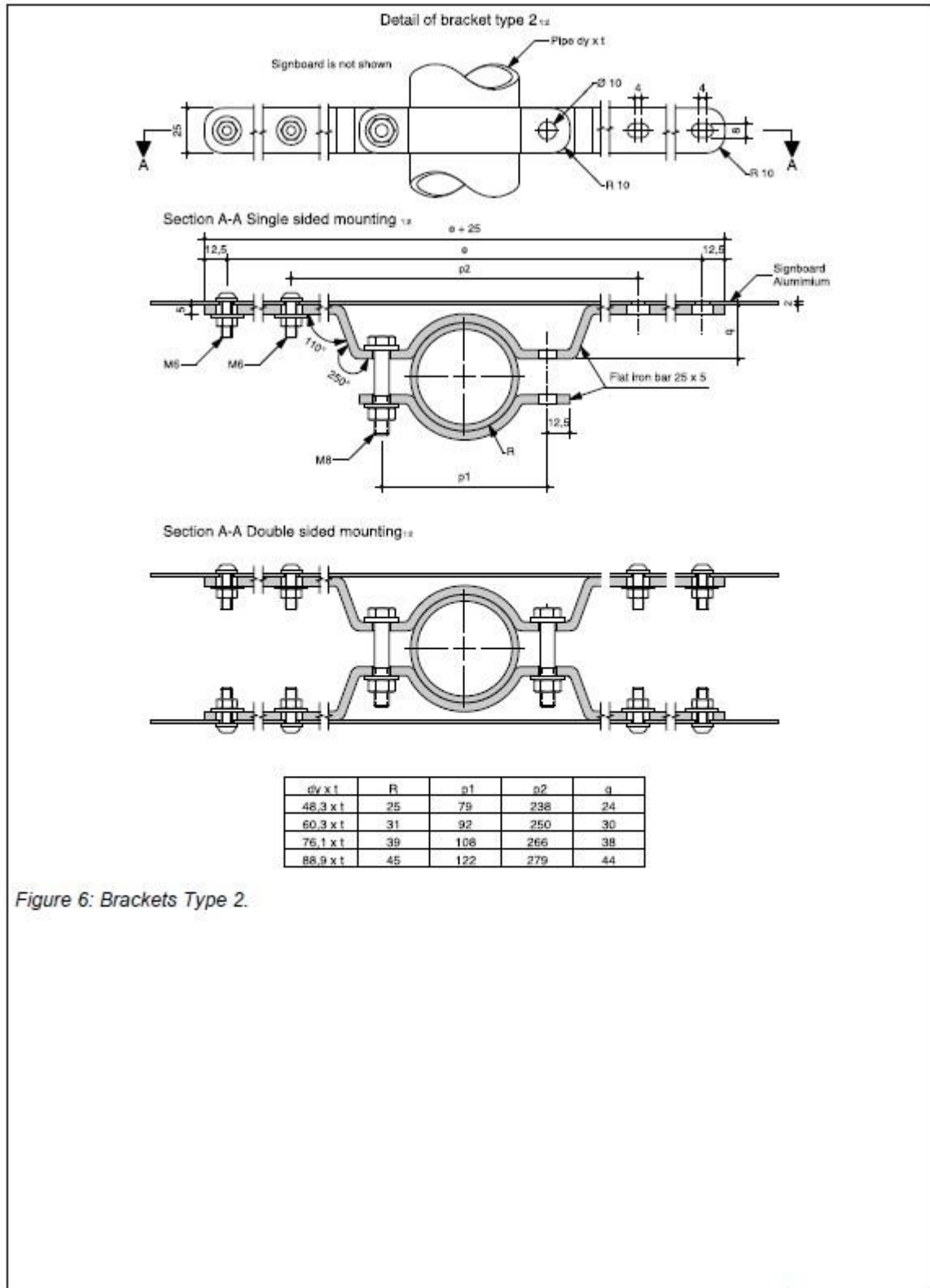


Figure 6: Brackets Type 2.

Fixings		Pass. Pressure force for tightening: M6: 5 kN M8: 2 kN
Wind actions		NPD
Temporary deflection-bending		NPD
Dynamic load from snow clearance		NPD
Point loads		NPD
Permanent deflection		NPD
Partial safety factor		NPD
Visibility		Value/description/class/reference
Retroreflective signs: Daylight chromaticity & luminance factor	3M Advanced Engineering Grade Prismatic 7930	ETA 16/0006 ETA 17/0465
	3M High Intensity Prismatic 3930	ETA 18/0290 ETA 17/0491
	3M Engineering Grade Prismatic 3430	ETA 12/0550 ETA 10/0118
	3M Diamond Grade DG	ETA 18/0405 ETA 17/0490
	3M Flexible Engineer Grade Prismatic 7600	ETA 19/0839
Non retroreflective signs: Daylight chromaticity & luminance factor		NPD
Retroreflective signs: Coefficient of retroreflection R_A	3M Advanced Engineering Grade Prismatic 7930	ETA 16/0006 ETA 17/0465
	3M High Intensity Prismatic 3930	ETA 18/0290 ETA 17/0491
	3M Engineering Grade Prismatic 3430	ETA 12/0550 ETA 10/0118
	3M Diamond Grade DG	ETA 18/0405 ETA 17/0490
	3M Flexible Engineer Grade Prismatic 7600	ETA 19/0839
External illumination		Value/description/class
Mean illuminance,		NPD
Uniformity of illuminance		NPD
Durability		Value/description/class

Impact resistance Sign face material	3M Advanced Engineering Grade Prismatic 7930	Pass ETA 16/0006 ETA 17/0465
	3M High Intensity Prismatic 3930	Pass ETA 18/0290 ETA 17/0491
	3M Engineering Grade Prismatic 3430	Pass ETA 12/0550 ETA 10/0118
	3M Diamond Grade DG	Pass ETA 18/0405 ETA 17/0490
	3M Flexible Engineer Grade Prismatic 7600	Pass, ETA 19/0839
Resistance to weathering – sign face material: Retroreflective signs	3M Advanced Engineering Grade Prismatic 7930	ETA 16/0006 ETA 17/0465
	3M High Intensity Prismatic 3930	ETA 18/0290 ETA 17/0491
	3M Engineering Grade Prismatic 3430	ETA 12/0550 ETA 10/0118
	3M Diamond Grade DG	ETA 18/0405 ETA 17/0490
	3M Flexible Engineer Grade Prismatic 7600	ETA 19/0839
Resistance to weathering – sign face material: Non retroreflective signs		NPD
Corrosion resistance		Value/description/class/reference
Brackets		Minimum S235 Hot dip galvanized to a minimum of 60µm. SP1
Screw, nuts and washers		M6: $f_y \geq 370$ MPa, SP1 or SP2 according to material. M8: $f_y \geq 400$ MPa, SP1 or SP2 according to material.
Aluminum plate		SP1 Laquered Al-plate on exposed side if any. 3M primer on front side.

Resistance to penetration of dust and water		NPD The product can not be provided with compartments for electrical equipment
---	--	---

Title	Date
Saferoad Danmark A/S Calculation of minor traffic signs (ITC) Shapes and sizes for signs without protection edge mounted on brackets made of presharped rectangular steel bars, 1 st Edition.	September 2017
3M Advanced Engineering Grade Prismatic 7930 ETA 16/0006 ETA 17/0465	2016-03-03 2017-07-26
3M High Intensity Prismatic 3930 ETA 18/0290 ETA 17/0491	2018-06-21 2017-07-26
3M Engineering Grade Prismatic 3430 ETA 12/0550 ETA 10/0118	2016-02-10 2018-06-06
3M Diamond Grade DG ETA 18/0405 ETA 17/0490	2018-06-21 2017-07-26
3M Flexible Engineer Grade Prismatic 7600 ETA 19/0839	2020-04-17

10. Underskrevet for fabrikanten og på dennes vegne af:

Ydeevnen for den vare, der er anført i punkt 1 og 2, er i overensstemmelse med den deklarerede ydeevne anført i punkt 9. Denne ydeevnedeklaration er udarbejdet i overensstemmelse med forordning (EU) nr. 305/2011 på eneansvar af den producent, der er anført i punkt 4.

Ydeevnen er underskrevet for og på vegne af producenten af:

Odense d. 12.12.2024



Mads Norman
Adm. direktør